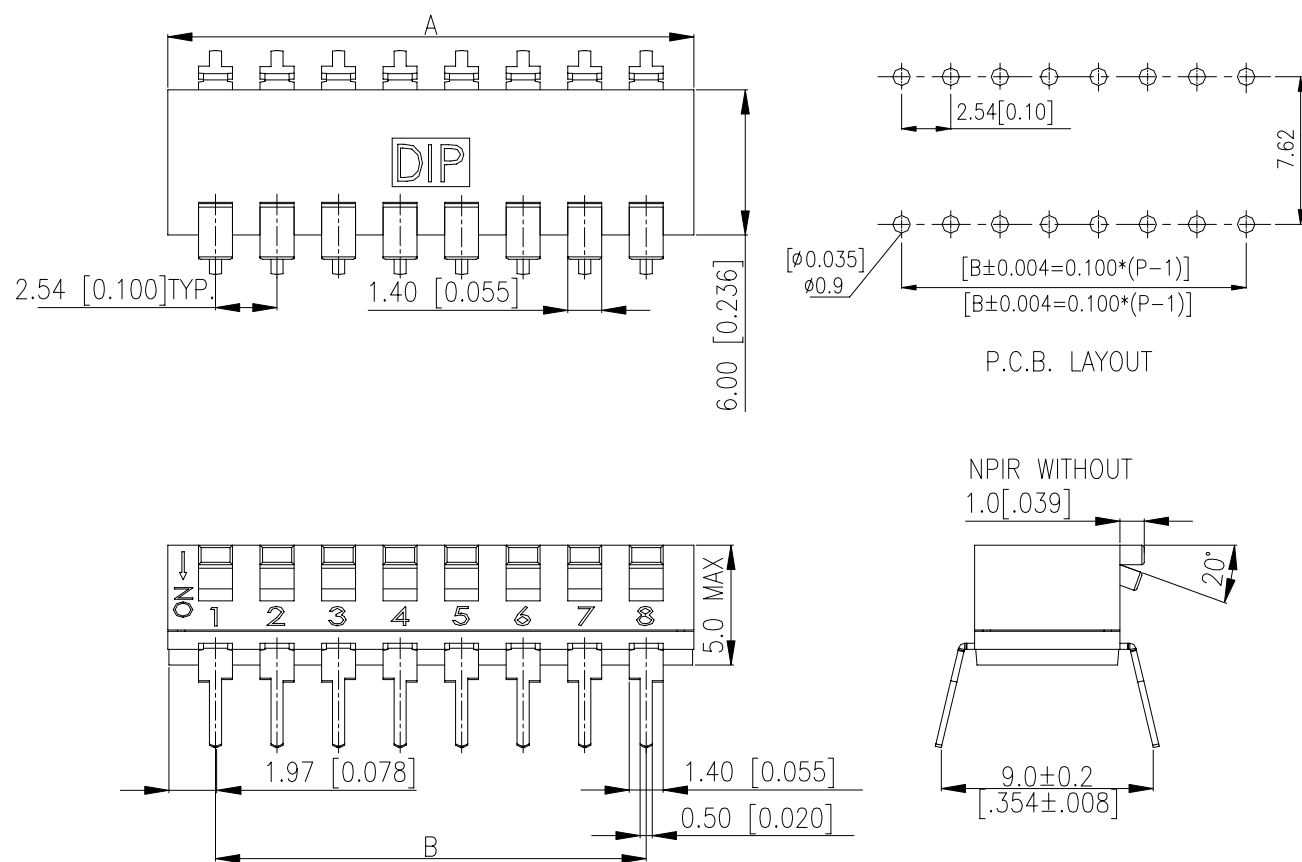


# NPI(M) SERIES

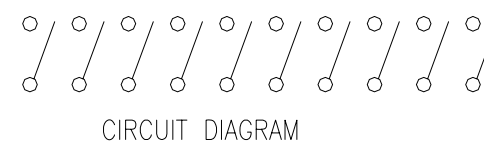
## DIMENSIONS

### NPI



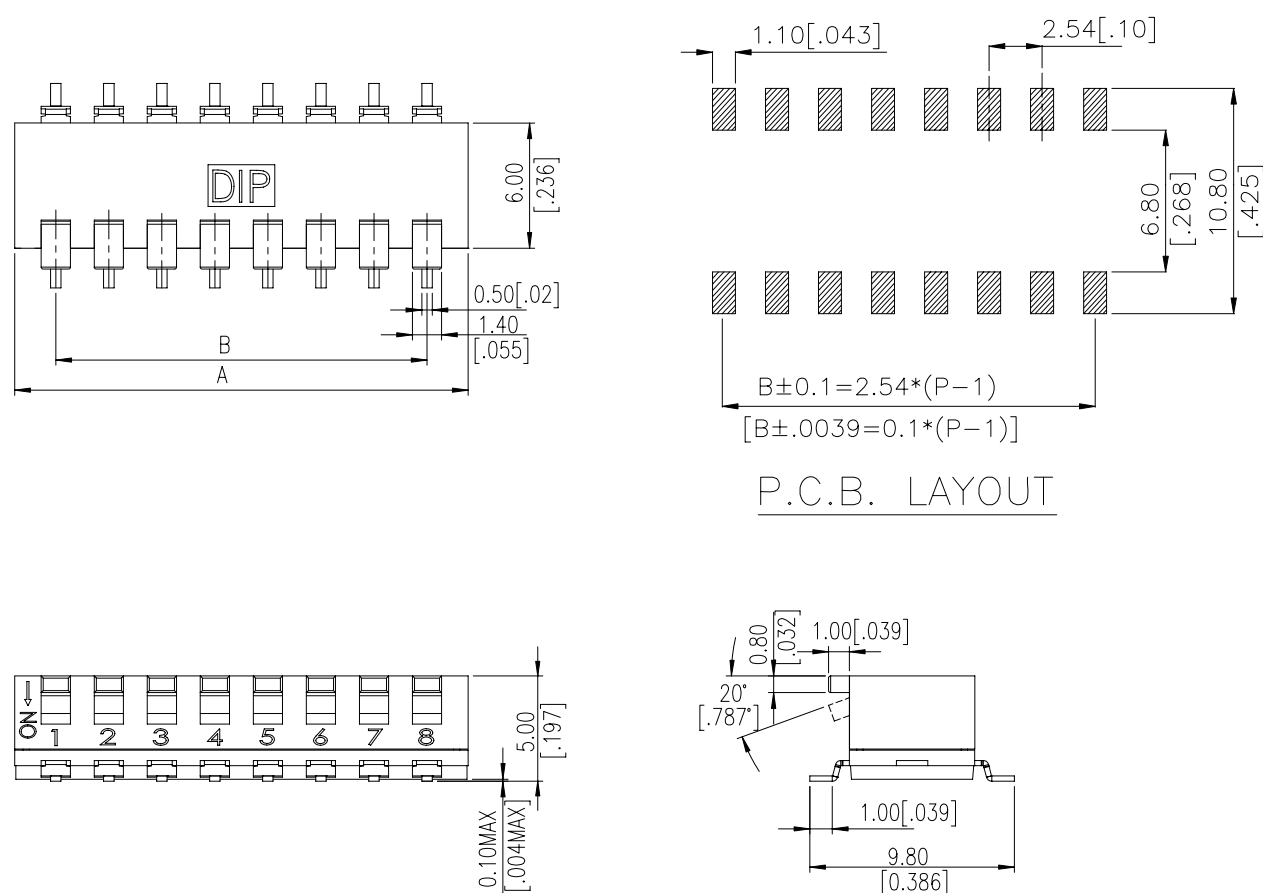
NPI-10-V	10	26.80 [1.055]	22.86 [0.900]
NPI-08-V	8	21.72 [0.855]	17.78 [0.700]
NPI-06-V	6	16.64 [0.655]	12.70 [0.500]
NPI-04-V	4	11.56 [0.455]	7.62 [0.300]
NPI-02-V	2	6.48 [0.255]	2.54 [0.100]
PROD. NO.	NO. OF POS.	DIM. A	DIM. B

SCHEMATIC(TYP.)



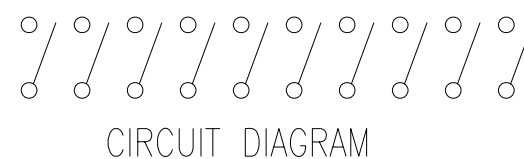
**\*\*GENERAL TOLERANCES MAX:±0.2mm.\*\***

### NPM



NPM-10-V	10	26.80 [1.055]	22.86 [0.900]
NPM-08-V	8	21.72 [0.855]	17.78 [0.700]
NPM-06-V	6	16.64 [0.655]	12.70 [0.500]
NPM-04-V	4	11.56 [0.455]	7.62 [0.300]
NPM-02-V	2	6.48 [0.255]	2.54 [0.100]
PROD. NO.	NO. OF POS.	DIM. A	DIM. B

SCHEMATIC(TYP.)



**\*\*GENERAL TOLERANCES MAX:±0.2mm.\*\***

## HOW TO ORDER

DIP-N P   -    - V -

Package :

=Tube

T/R=Tape & Reel<S.M.T Only>

RoHS & Lead Free Solderable

F=Push Down OFF

=Push Down ON

Positions :

02,04,06,08,10

=Raised Actuator

R=Recessed Actuator

I=Through Hole

M=S.M.T

New Piano

## SPECIFICATION

### △ MECHANICAL

Mechanical Life : 2,000 cycles.

Operation Force : 800gf max.

Operation Temperature Range : -20°C to +85°C

Storage Temperature Range : -40°C to +85°C

### △ ELECTRICAL

Electrical Life : 2,000 cycles.

Switching Rating : 25mA,24VDC

Contact resistance : 100mΩ max. , at 500 VDC.

Insulation Resistance : 100MΩ max, at 500 VDC.

Dielectric Strength : 100VAC/1 minute.

## MATERIAL

△ Actuator : High-Temp Thermoplastic LCP

Color : White

△ Contact : Alloy Copper with gold plated.

△ Base : High-Temp Thermoplastic NYLON UL 94V-0

Color : Black

△ Cover : High-Temp Thermoplastic NYLON UL 94V-0

Color : Black

△ Terminal : Brass, Gold Plated

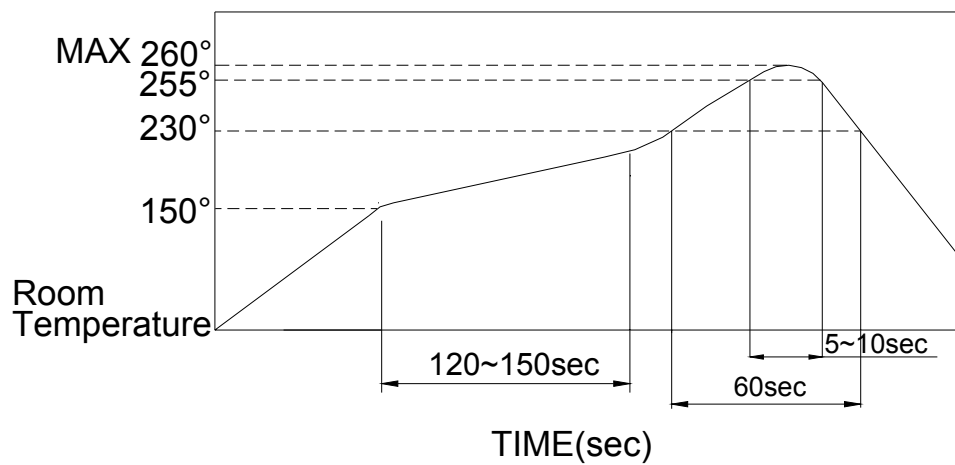
# SOLDERING PROCESS

## △CLEANING:

1. Only Tape sealed types apply to wash process.
2. Do not remove the tape before wash process.
3. After soldering process, do not continue the wash process immediately. Please wait for at least 3 minutes.
4. Apply alcoholic solvents as cleaning agent do not use other solvents or water.
5. Ultrasonic cleaning is not recommended.
6. The cleaning process per stage is max. 1 minute and the whole cleaning time are not to exceed 3 minutes.
7. Do not impose any external force on switch while washing.

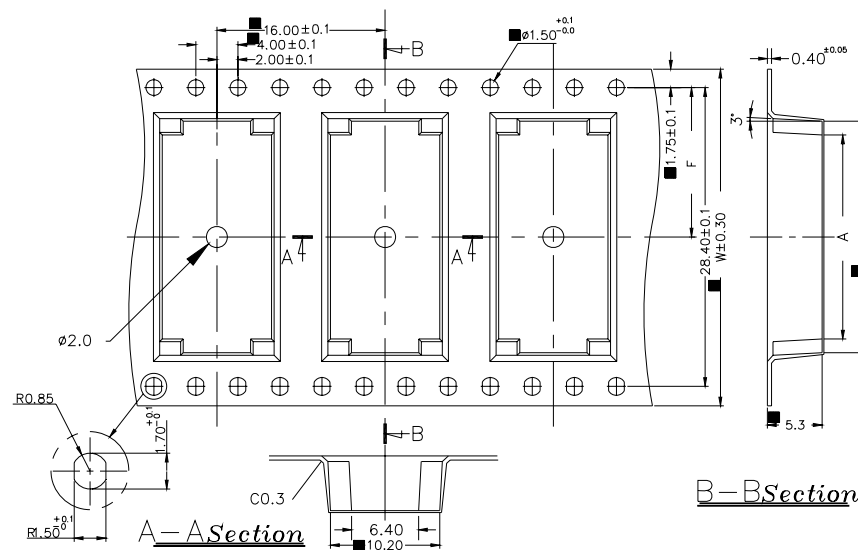
△ Any flux enters the switch may fail the conductivity.

△Reflow Temperature Profile: (reference)



# PACKING

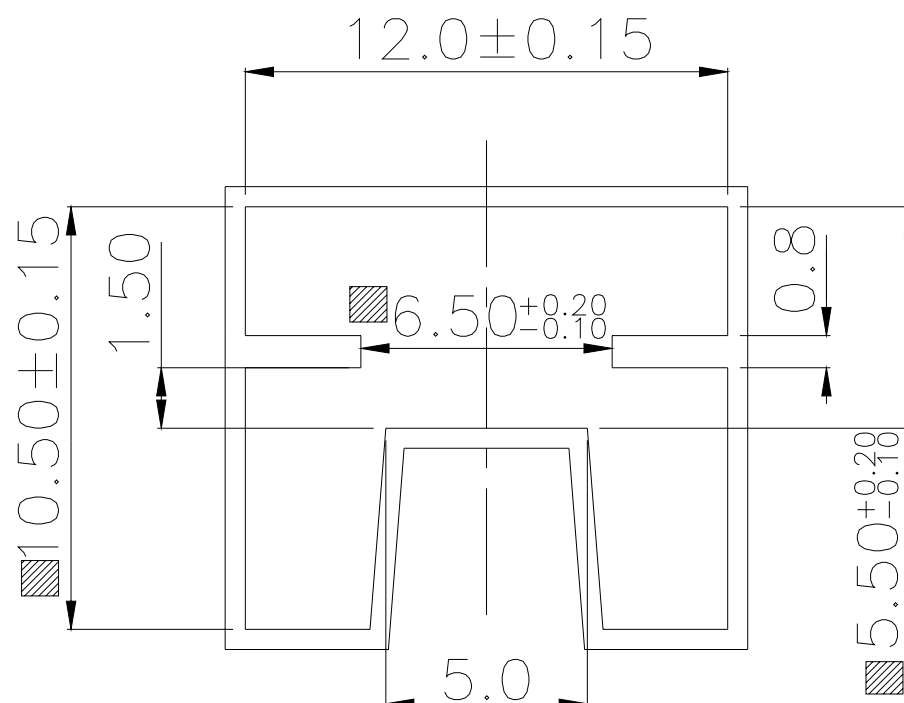
## NPM CARRIER



6271A0000	NPM-10	27.18	24.63	44.00	20.20
627180000	NPM-08	22.10	19.55	32.00	14.20
627160000	NPM-06	17.02	14.47	24.00	11.50
627140000	NPM-04	11.94	9.39	24.00	7.50
627120000	NPM-02	6.86	4.31	16.00	5.50
PART NO:		BO	A	W	F

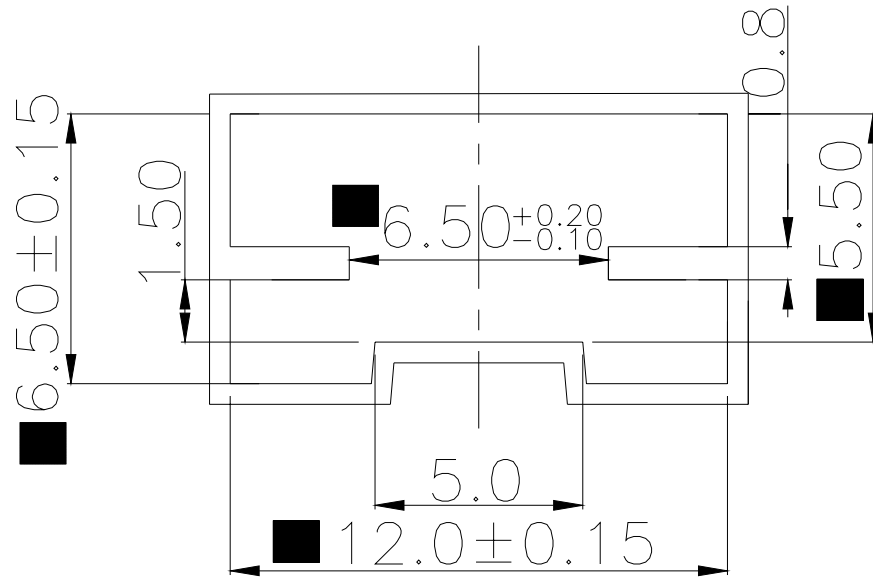
\*\*GENERAL TOLERANCES MAX:±0.1mm.\*\*

## NPI TUBE



\*\*GENERAL TOLERANCES MAX:±0.2mm.\*\*

**NPM TUBE**



**\*\*GENERAL TOLERANCES MAX:±0.20mm.\*\***

Part Number	Number Per Tube	Number Per Reel
NPI(R)-02	70	
NPI(R)-04	40	
NPI(R)-06	28	
NPI(R)-08	20	
NPI(R)-10	16	
NPM(R)-02	70	700
NPM(R)-04	40	700
NPM(R)-06	28	700
NPM(R)-08	20	700
NPM(R)-10	16	700